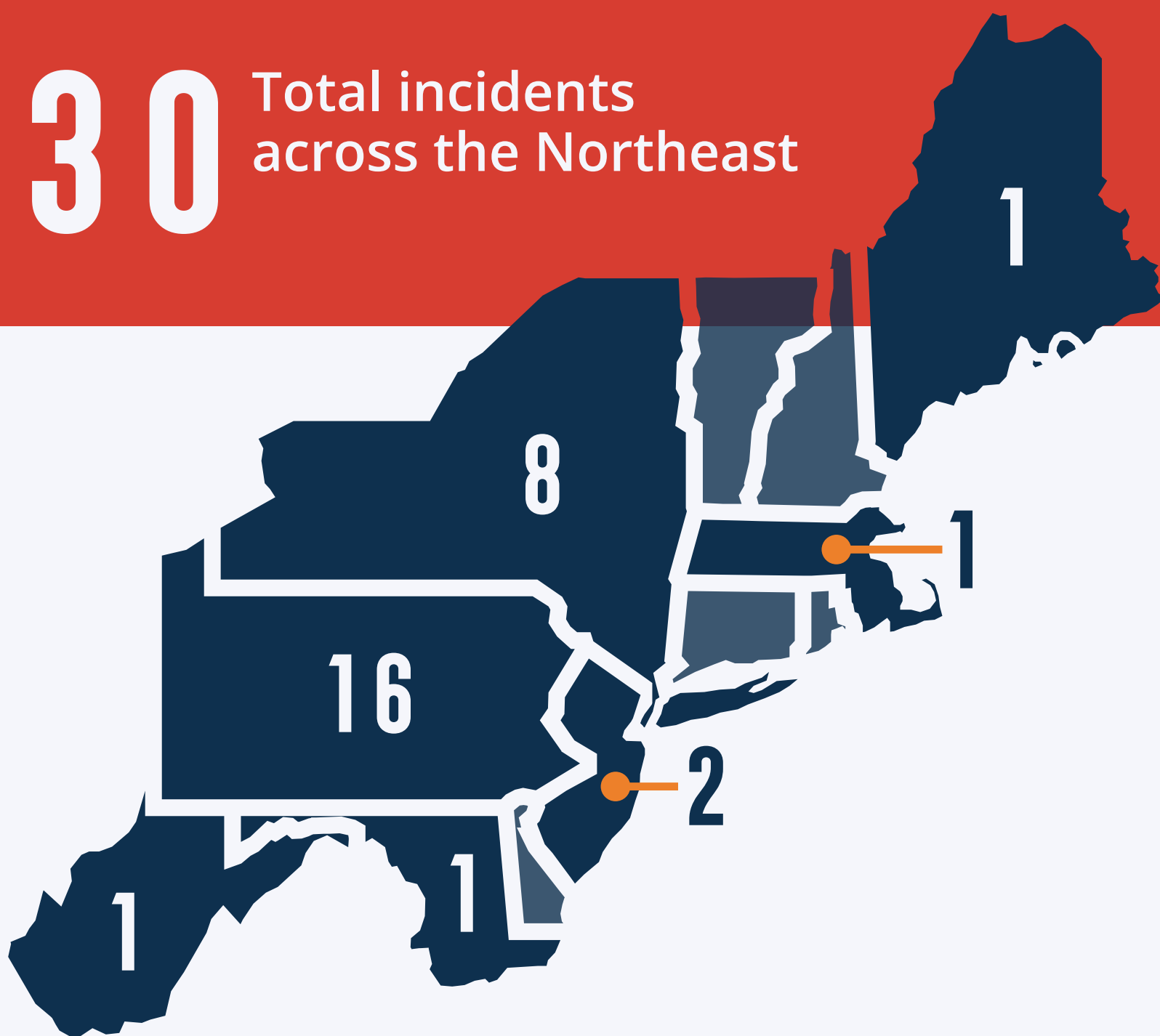


# ANNUAL FATALITIES IN AGRICULTURE

## NORTHEAST REGION, 2025

**30** Total incidents across the Northeast



**NORTHEAST CENTER**  
FOR OCCUPATIONAL  
HEALTH AND SAFETY



**NYCAMH**  
New York Center for  
Agricultural Medicine and Health

*\*Report reflects non-exhaustive findings among newsworthy incidents; may not capture all actual incidents.*

Incidents occurred most often (6 each) in **AUG. + SEPT.**

**26**

Incidents were men, 8 of whom were over the age of 65

**5**

Involved youth under 16

**8**

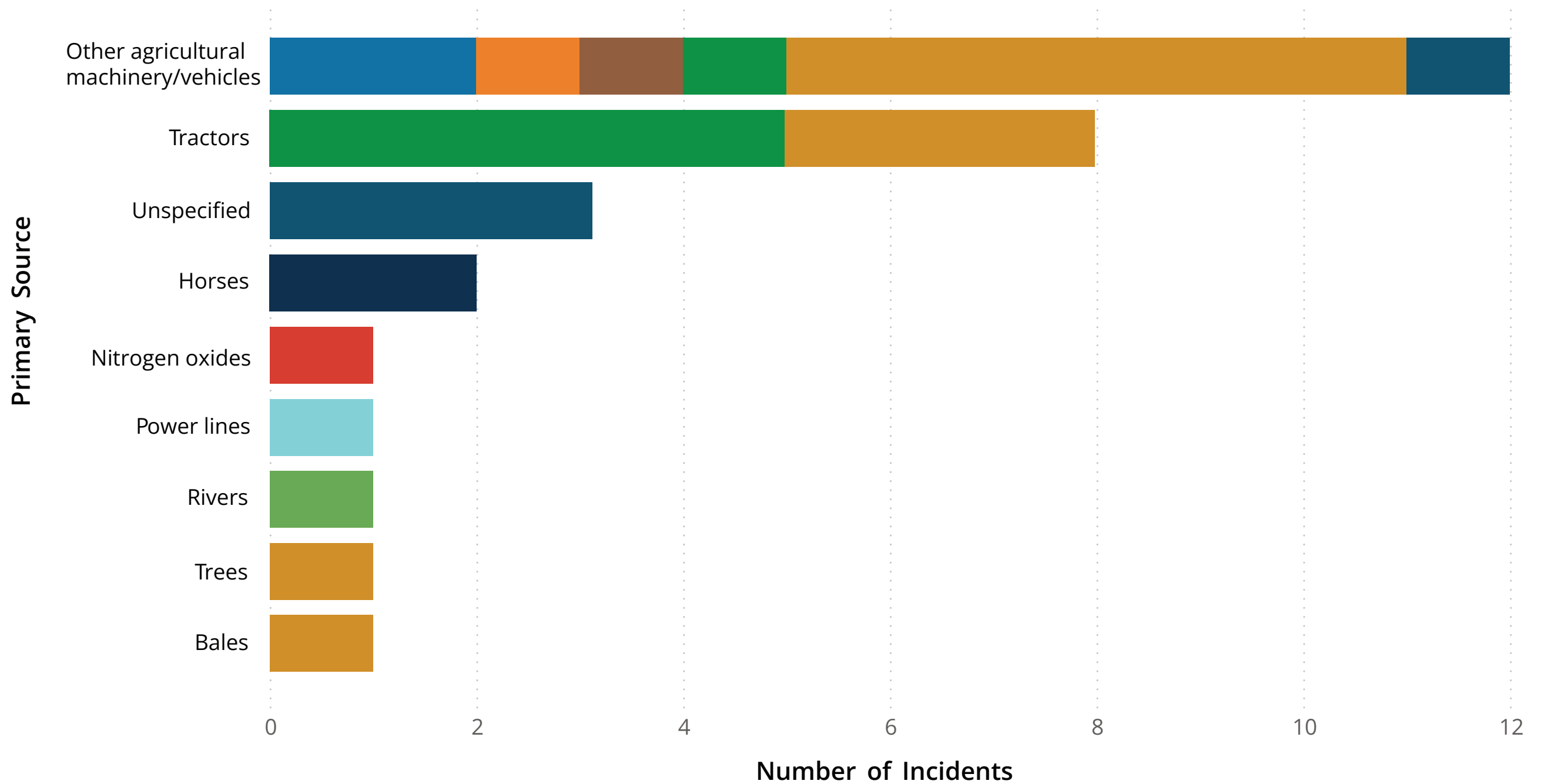
Involved a tractor, 3 of which were overturns

**12**

Caused by other agricultural machinery/vehicles

# ANNUAL FATALITIES IN AGRICULTURE

## PRIMARY SOURCE BY EVENT




### Event/Exposure Key

- Caught/entangled in running equipment
- Exposure to electricity
- Collision
- Rollover
- Nonroadway incident, unspecified
- Inhalation of harmful substance
- Kicked
- Drowning
- Struck by
- Unspecified

## OVERVIEW: AGRICULTURE

Agriculture in the Northeast encompasses many commodity types. Industry trends can be seen in the table below highlighting data from the recent Census of Agriculture. Farming in this region is made up of an array of business types and sizes, some many generations established, others recent startups. Ag-based businesses make up the economic engine that produces more than \$100 billion in business activity in the Northeast. This requires over half of a million workers tackling a wide variety of tasks, many of which are inherently risky.



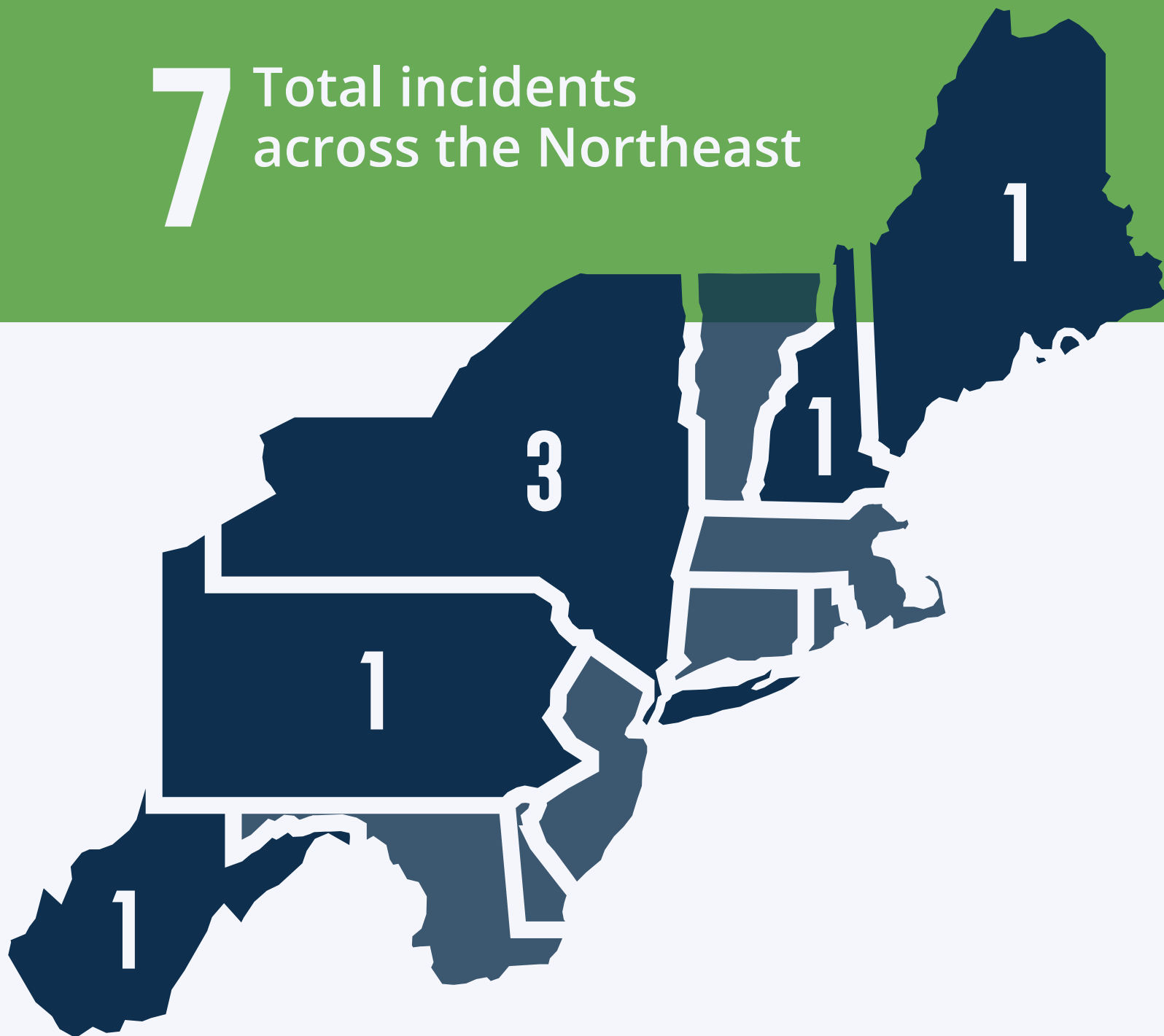
### FOR FULL REPORT OR MORE INFORMATION

- Scan the QR code or visit [necenter.org/Surveillance](https://necenter.org/Surveillance)
- Contact the NEC Surveillance team at [info@necenter.org](mailto:info@necenter.org) or call (800) 343-7527

# ANNUAL FATALITIES IN FORESTRY

## NORTHEAST REGION, 2025

**7** Total incidents across the Northeast



**NORTHEAST CENTER**  
FOR OCCUPATIONAL  
HEALTH AND SAFETY



**NYCAMH**  
New York Center for  
Agricultural Medicine and Health

*\*Report reflects non-exhaustive findings among newsworthy incidents; may not capture all actual incidents.*

Incidents occurred most often (2 each) in **MARCH + SEPT.**

**5**

Involved individuals between the ages of 25 to 64

**ALL**

Incidents were men

**4**

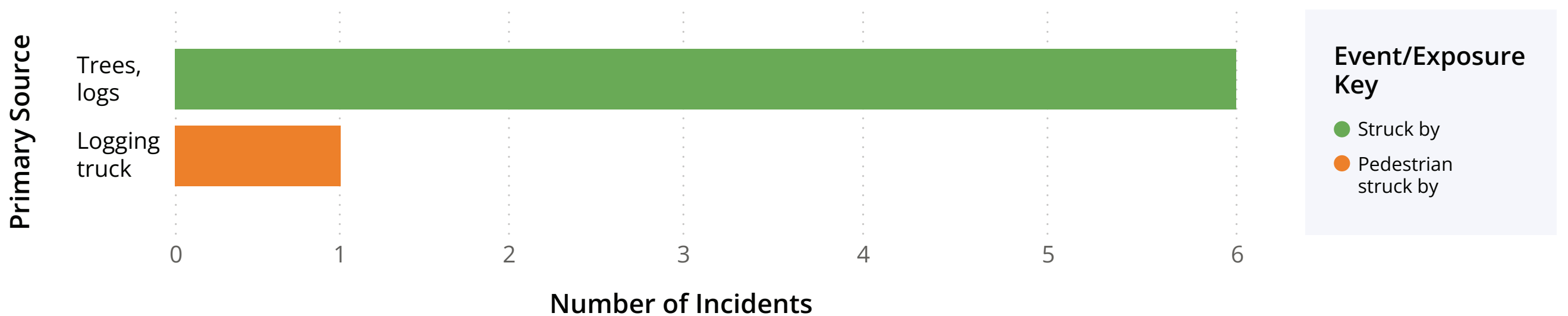
Incidents were struck by falling trees

**3**

Struck by other (limbs, logs, vehicles)

# ANNUAL FATALITIES IN FORESTRY

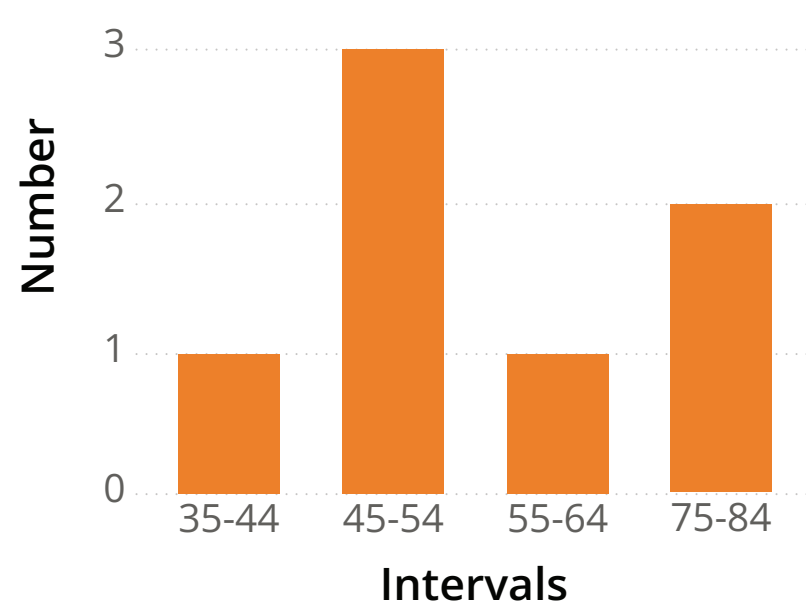
## PRIMARY SOURCE BY EVENT




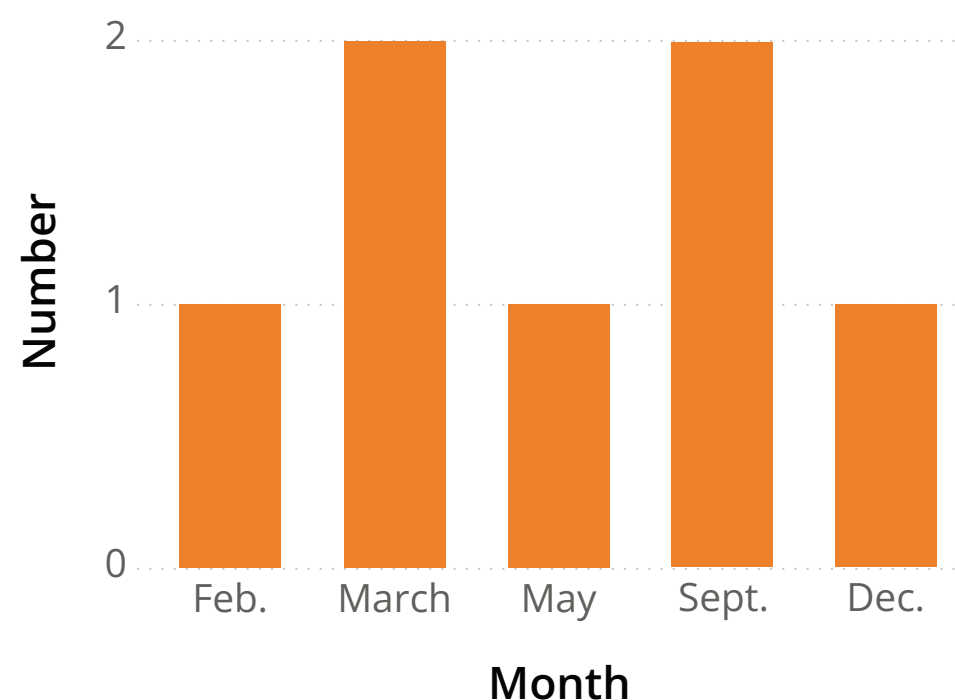
## OVERVIEW: FORESTRY

The Northeast and Appalachian forests provide livelihoods for thousands of logging industry workers. Nearly one in nine U.S. logging jobs is located in our service region producing nearly \$13 billion in gross domestic product, from lumber, paper, and cardboard, to pulpwood and biomass for fuel. Before a big haul is trucked out of the woods, a tremendous amount of skill and hard work done by hand and with sophisticated large machinery takes place. Workers often endure extremes: subzero cold, long shifts that might start in the middle of the night, far commutes into the depths of remote forest, and potential risk to one's health and safety. Logging workers also suffer from higher rates of injury, hearing loss, musculoskeletal disorders and chronic illness than those in other industries.

## INCIDENTS BY AGE



## INCIDENTS BY MONTH



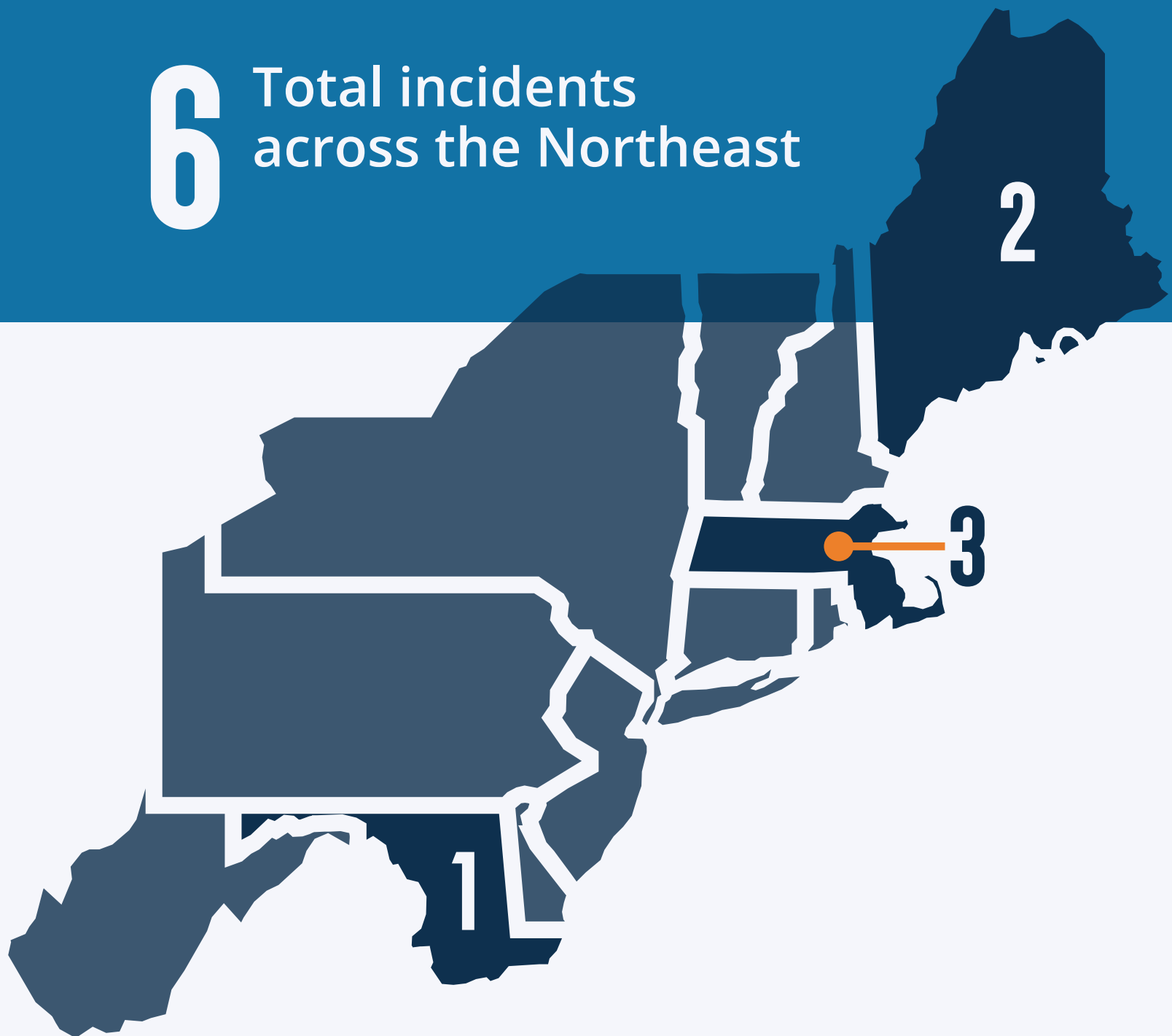
## FOR FULL REPORT OR MORE INFORMATION

- Scan the QR code or visit [necenter.org/Surveillance](https://necenter.org/Surveillance)
- Contact the NEC Surveillance team at [info@necenter.org](mailto:info@necenter.org) or call (800) 343-7527

# ANNUAL FATALITIES IN FISHING

## NORTHEAST REGION, 2025

**6** Total incidents across the Northeast



**NORTHEAST CENTER**  
FOR OCCUPATIONAL  
HEALTH AND SAFETY



**NYCAMH**  
New York Center for  
Agricultural Medicine and Health

*\*Report reflects non-exhaustive findings among newsworthy incidents; may not capture all actual incidents.*

Incidents occurred most often (2 each) in **JAN. + JUNE**

**4**

Involved individuals between the ages of 25 to 64

**5**

Incidents were men

**5**

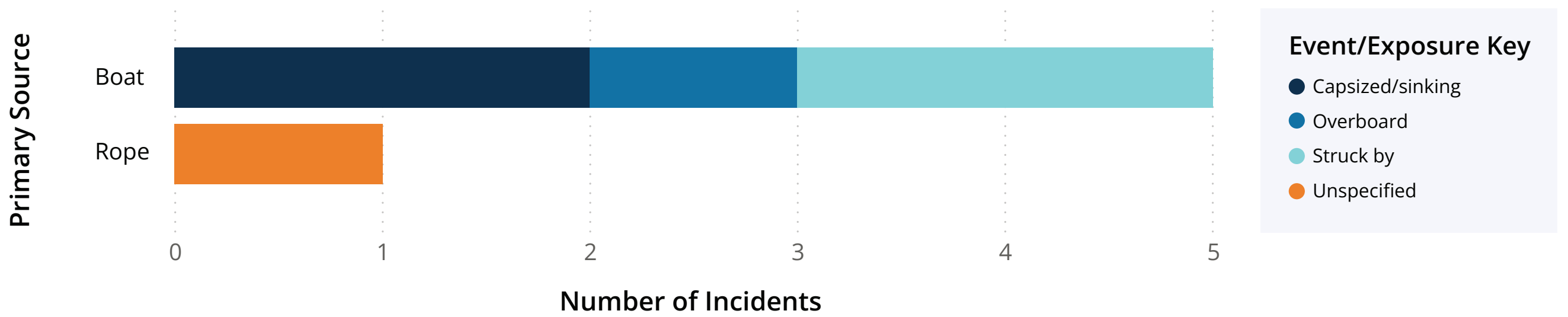
Involved a vessel, 2 of which were capsizes

**1**

Fall overboard incident

# ANNUAL FATALITIES IN FISHING

## PRIMARY SOURCE BY EVENT

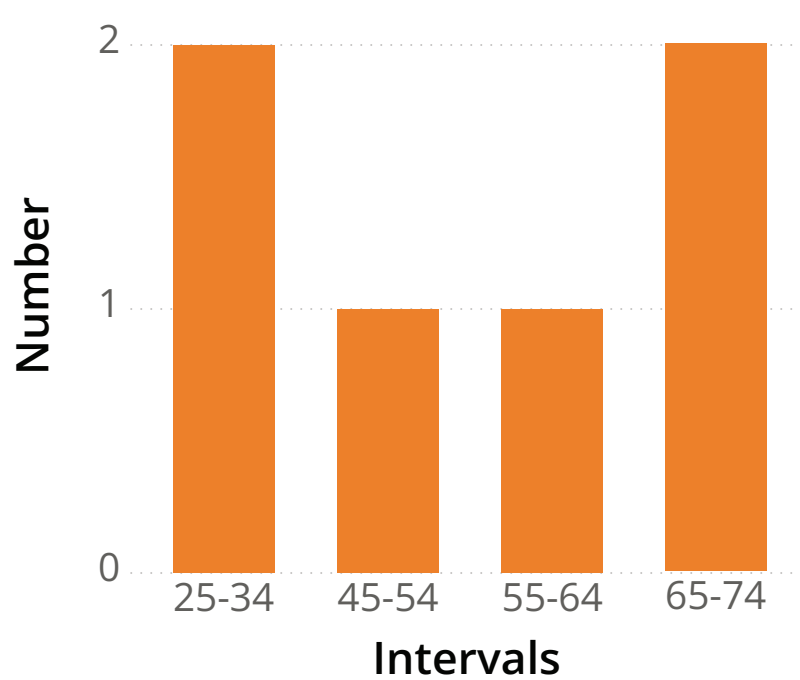


## OVERVIEW: COMMERCIAL FISHING


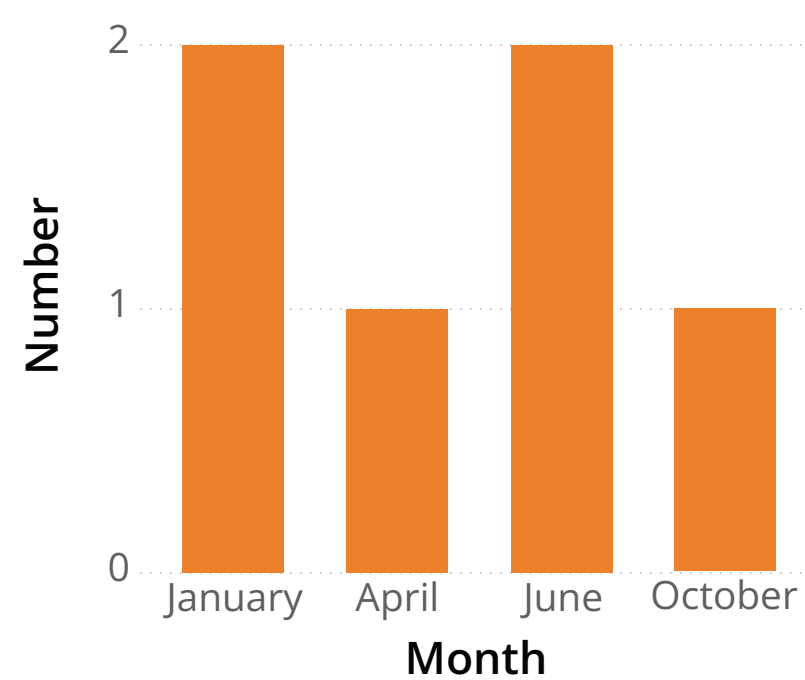
Commercial fishing in the Northeast spans a diverse range of species, gears, and fleet types. The industry consists of vessels and businesses of all sizes—some rooted in generations of maritime tradition, others representing newer entrants drawn by evolving markets. The Northeast is home to the Nation’s most valuable port at New Bedford, Massachusetts, where 76.9 million pounds of seafood valued at \$363.3 million in 2023 was brought in.

Further up the coast, Gloucester, Massachusetts, and Stonington, Vinalhaven, and Portland, Maine remains a major historic fishing hubs. Their landings are dominated by species such as lobster, Atlantic herring, haddock, and several other groundfish species, in addition to oysters and softshell clams. Together, these ports and their surrounding industries support thousands of workers performing demanding and often hazardous tasks in dynamic ocean environments, where the risks are as varied as the waters they navigate.

## INCIDENTS BY AGE



## INCIDENTS BY MONTH



## FOR FULL REPORT OR MORE INFORMATION

- Scan the QR code or visit [necenter.org/Surveillance](https://necenter.org/Surveillance)
- Contact the NEC Surveillance team at [info@necenter.org](mailto:info@necenter.org) or call (800) 343-7527